








Voice Control with Google Home

Set-Up in Two Easy Steps

- 1. Enable the Alarm.com Action**
Ask Google "OK Google, talk to Alarm.com."
- 2. Sync Alarm.com with Google Assistant**
Open the Google Home app. Enter your Alarm.com account login and password to sync your account with Google Assistant.

Easy command and control

Just say "OK Google, ask Alarm.com..."

-  **to turn on the lights**
-  **to lock the front door**
-  **what is the temperature in the living room?**
-  **is my garage door open?**
-  **to disarm my system**

Start Talking to Google Assistant

Simply ask your system to perform commands or tell you the status of your smart home devices. Each time, begin by saying, 'OK Google, ask Alarm.com.' You will be able to change the thermostat, adjust your lights, close or open the garage door, arm or disarm your system and more.

Have a bunch of commands you would like to say at once?

Open a conversation with Alarm.com. Start by saying 'OK Google, talk to Alarm.com,' and one by one you can say commands to Alarm.com. No need to say 'OK Google, ask Alarm.com to...' before each new command.

Want to perform secure actions?

With the Alarm.com Action, you can now give secure action commands to your smart home devices like disarm my system, unlock the door, or open the garage door. These commands are protected by a 4-digit pin that is configured while syncing with the Google Assistant. Secure actions are an opt-in feature.

For questions about Alarm.com's Google Assistant Action, please contact support@alarm.com.